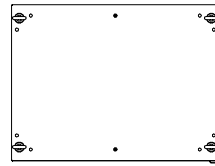
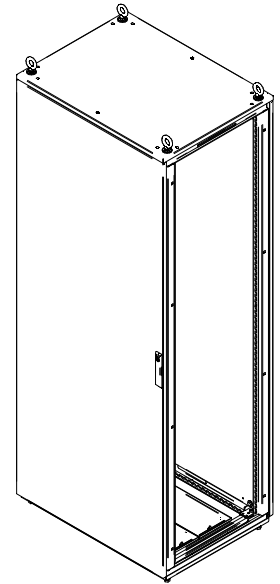



SECTION A-A



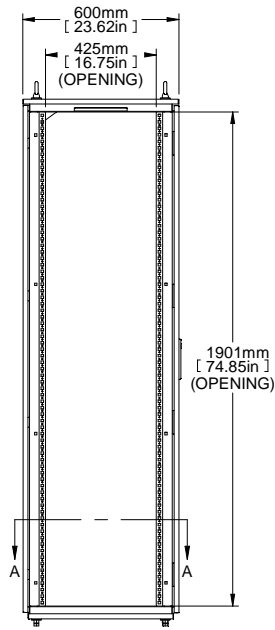
TOP VIEW



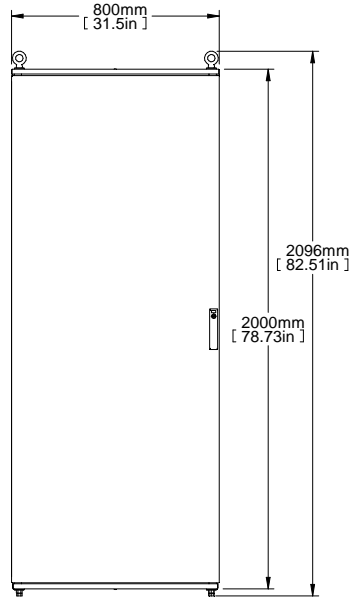
ISOMETRIC



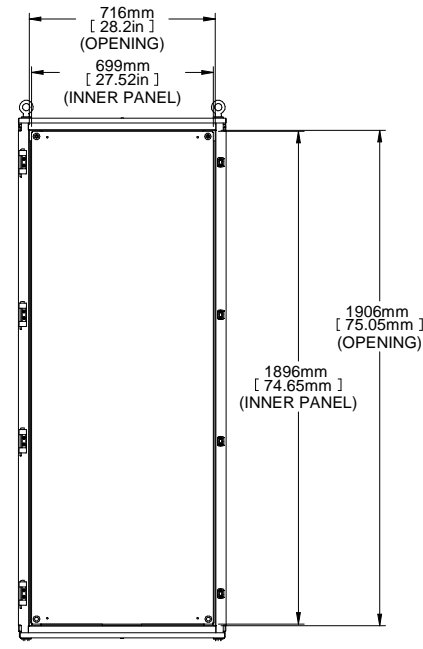
REAR VIEW



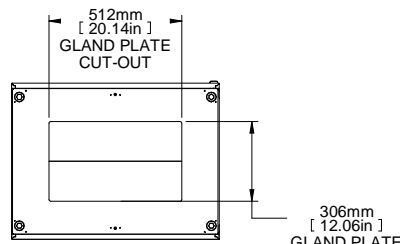
L.S. VIEW



FRONT VIEW



FRONT VIEW  
DOOR REMOVED



BOTTOM VIEW

306mm  
[ 12.06in ]  
GLAND PLATE  
CUT-OUT

| PART NUMBERS  |   |
|---|---|
| HME2086   | PAINTED TEXTURED GRAY RAL7035   |
| NOTES   |   |
| Welded Assembly.  |   |
| See Hammond Website for Additional Accessories.   |   |
| Français  |   |
| Pour tous les détails sur nos produits,<br>svp veuillez consulter notre site <a href="http://www.hammondmfg.com">www.hammondmfg.com</a> |   |
| Data subject to change without notice. Isometric drawing not to scale.<br>Les données sont sujettes à changement sans préavis.          |   |
|    | <b>HAMMOND<br/>MANUFACTURING®</b><br><a href="http://www.hammondmfg.com">www.hammondmfg.com</a> |
| PART NO.  | HME2086   |